

**COLÉGIO MARQUES RODRIGUES**Estrada da Água Branca, 2551 – Realengo – RJ  
Tel: (21) 3462-7520 – www.colegiomr.com.br**Questão 1:**

Marque a frase que combina com a figura.



- O papagaio come o pão.
- O papagaio vê o erro.
- O papagaio come o erro.

**Questão 2:**


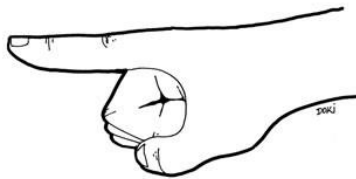

Leia e ligue:

madame

dado

dedo

dia

**Questão 3:**


Junte novas palavras:

ma	_____	de	_____	di	_____
mu	_____	ma-de	_____	ca	_____
	da			ta-de	_____


**Questão 4:**

Leia e desenhe o que se pede:


pipoca




cama




copo



capa



cacau



**Questão 5:**

Complete a tabela com o nome de cada figura:

Número	Nomes
1	
2	
3	
4	
5	
6	



1



2




3



4



5



6

**Questão 7:**

Junte as sílabas e forme palavras.

Gil ber to

ge a da

re gi me

ge mi do

ge la dei ra

Gi se le


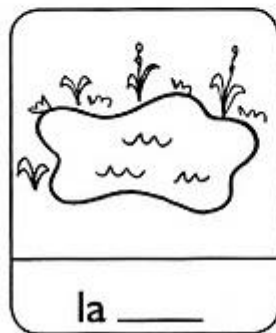

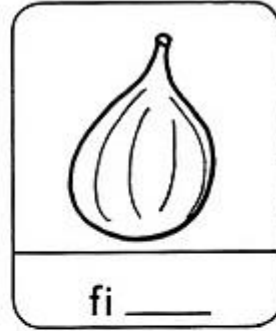
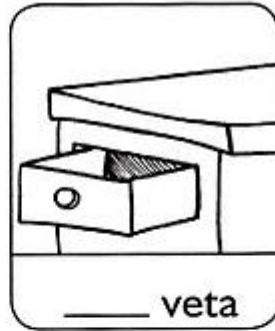


gen te

Ge ni

ges so

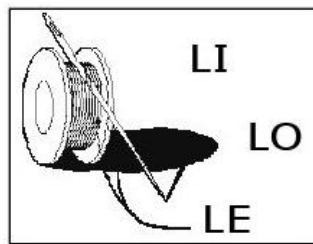

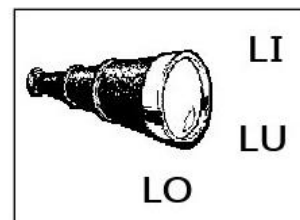

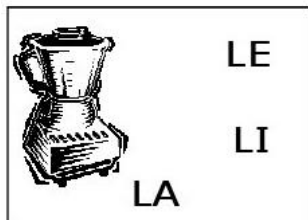
**Questão 8:**

Complete com ga, ge, gu, gõe



**Questão 9:**

Circule a sílaba inicial de cada objeto.



**Questão 10:**

Separe as sílabas.

feijão

jujuba

pijama

cajuada

**Questão 11:**


Use as sílabas e escreva palavras que você já conhece.

já ju ca ba  
je ji lé me bu  
ti lo la bei

---

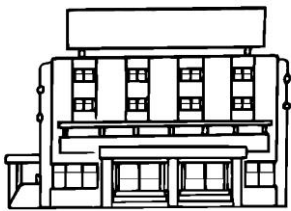
---

---

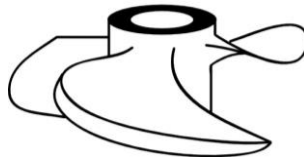


**Questão 12:**


Complete com *he* ou *ho*.



\_\_\_\_\_tel



\_\_\_\_\_lice




\_\_\_\_\_ra



\_\_\_\_\_rói

**Questão 13:**

Forme frases com as imagens e palavras abaixo:



---




---



---

**Questão 14:**


Faça um **X** no nome de cada figura e depois as escreva no retângulo.



HORA  
HORTO  
HORTA



HUGO  
HOMEM  
HONRA

HIPOPÓTAMO  
HIPISMO  
HAVAIANA

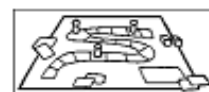


HARPA  
HORTO  
HÁBIL



**Questão 16:**

Coloque somente os nomes no Cute - ditado usando as famílias que você aprendeu com sua professora.




---



---



---



---



---




---



---



---



---



---




---



---



---



---

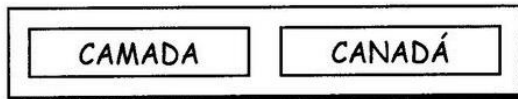


---

**Questão 17:**

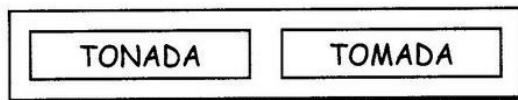
Leia e complete com a palavra que mais se identifica na frase.

a)



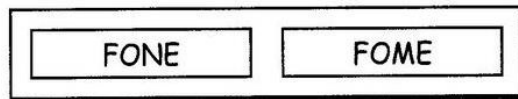
Camila viajou para o \_\_\_\_\_?

b)




Ligue a \_\_\_\_\_!

c)

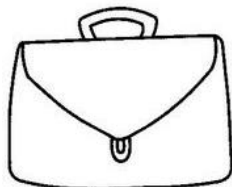


Estou com muita \_\_\_\_\_!



**Questão 18:**


Complete o nome das imagens com **M** ou **N**.




ALA




BO  ECA



LO  A



CA  ALEÃO




CA  ECO



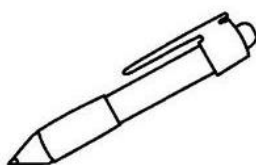
CO  E



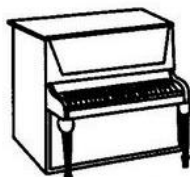
ORA  GO




PA  O




CA  ETA



PIA  O



ELEFA  TE



PÔ  EI




**Questão 19:**

Vamos continuar formando novas palavras.

na → bo \_\_\_\_\_  
da \_\_\_\_\_

no → ve \_\_\_\_\_  
ta \_\_\_\_\_



navio

ne → néu \_\_\_\_\_  
la \_\_\_\_\_

nu → lo \_\_\_\_\_  
vem \_\_\_\_\_

ni → nar \_\_\_\_\_  
nho \_\_\_\_\_



**Questão 20:**

Leia o texto e depois faça o que se pede:



Copie abaixo todas as palavras com:

